



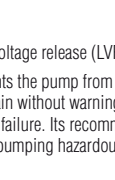




Lutz Drum and Container Pumps

Pump tube PVDF (polyvinylidene fluoride) for highly corrosive chemicals and neutral liquids

Product detail	Pump tube	PVDF-SL		PVDF-MS				
	Type of impeller	L	R	L	R			
	Category 1 / 2 (acc. to ATEX)	no	no	no	no			
	Immersion tube diameter:	up to mm	41	41	41	41		
	Temperature of medium:	up to °C	100	100	100	100		
	Material:	Pump tube Impeller	PVDF ETFE	PVDF ETFE	PVDF ETFE	PVDF ETFE		
	Hose connection:	Nominal diameter mm Outer thread	19-32 G 1 1/4	19-32 G 1 1/4	19-32 G 1 1/4	19-32 G 1 1/4		
	Length: 700 mm***	Order No.	0122-204	0122-200	0123-404	0123-400		
Length: 1000 mm***	Order No.	0122-205	0122-201	0123-405	0123-401			
Length: 1200 mm***	Order No.	0122-206	0122-202	0123-406	0123-402			
Choice of motors		Operating data						
	MI-4	MI-4-E	Characteristic curve no.	201	200	201	200	
	-	with speed controller	Flow rate* up to l/min.	87	160	87	160	
Output: 500 W	500 W	Delivery head* up to m wc	19	8.5	19	8.5		
Voltage: 230 V	230 V	Viscosity** up to mPas	500	150	500	150		
Order No. 0030-000	0030-001	Density**** up to kg/dm³	1.4	1.1	1.4	1.1		
		Weight (kg) Motor + pump tube	4.5	4.5	4.5	4.5		
	MA II 3		Characteristic curve no.	203	202	203	202	
	Output: 460 W	460 W	Flow rate* up to l/min.	78	155	78	155	
	Voltage: 230 V	230 V	Delivery head* up to m wc	16	7.5	16	7.5	
	LVR.: no	yes	Viscosity** up to mPas	500	150	500	150	
Order No. 0060-000	0060-008	Density**** up to kg/dm³	1.6	1.2	1.6	1.2		
		Weight (kg) Motor + pump tube	6.3	6.3	6.3	6.3		
	MA II 5	MA II 5	MA II 5 S	Characteristic curve no.	205	204	205	204
	Output: 575 W	575 W	575 W	Flow rate* up to l/min.	83	160	83	160
	Voltage: 230 V	230 V	230 V	Delivery head* up to m wc	18	9	18	9
	LVR.: no	yes	no	Viscosity** up to mPas	800	350	800	350
Order No. 0060-001	0060-009	0060-091	acid-proof	Density**** up to kg/dm³	1.8	1.3	1.8	1.3
			Weight (kg) Motor + pump tube	7.1	7.1	7.1	7.1	
	MA II 7		Characteristic curve no.	207	206	207	206	
	Output: 795 W	795 W	Flow rate* up to l/min.	95	170	95	170	
	Voltage: 230 V	230 V	Delivery head* up to m wc	25	12	25	12	
	LVR.: no	yes	Viscosity** up to mPas	800	350	800	350	
Order No. 0060-002	0060-010	Density**** up to kg/dm³	1.9	1.4	1.9	1.4		
		Weight (kg) Motor + pump tube	8.3	8.3	8.3	8.3		
	MD-1	MD-2	Characteristic curve no.	209	208	209	208	
	Output: 400 W	400 W	Flow rate* up to l/min.	90	180	90	180	
	Operating pressure: 6 bar	6 bar	Delivery head* up to m wc	20	10	20	10	
	Order No. 0004-087	0004-088	Viscosity** up to mPas	850	600	850	600	
		Density**** up to kg/dm³	1.8	1.3	1.8	1.3		
		Weight (kg) Motor + pump tube	3.2	3.2	3.2	3.2		
	B4/GT		Characteristic curve no.	211	210	211	210	
	Output: 750 W	750 W	Flow rate* up to l/min.	75	140	75	140	
	Voltage: 230/400 V	230/400 V	Delivery head* up to m wc	10	8.5	10	8.5	
	Protection switch: no	yes	Viscosity** up to mPas	400	400	400	400	
Order No. 0004+019	0004+067	Density**** up to kg/dm³	2.2	2.0	2.2	2.0		
		Weight (kg) Motor + pump tube	11.5	11.5	11.5	11.5		

Low-voltage release (LVR):
Prevents the pump from starting up again without warning after a power failure. Its recommended when pumping hazardous liquids.

* Determined with water at 20 °C *** Special lengths 200–2500 mm on request
** Determined with oil

**** Determined with 3 m hose 3/4" and open nozzle 3/4".
Higher densities possible for shorter operating periods.

Special voltages and frequencies on request.